

LIST OF CREDITORS OF TRANSFAB POWER INDIA PRIVATE LTD. (AS ON 4-7-2023)

Filing under clause (ca) of sub-regulation (2) of regulation 13 the IBBI (Insolvency Resolution Process for Corporate Persons) Regulations, 2016 (Amount in ₹)

Sl. No.	Category of creditor	Summary of claims received		Summary of claims admitted		Amount of contingent claims	Amount of claims not admitted	Amount of claims under verification	Details in Annexure	Remarks, if any
		No. of claims	Amount	No. of claims	Amount of claims admitted					
1	Secured financial creditors belonging to any class of creditors	0	0	0	0	0	0	0	0	
2	Unsecured financial creditors belonging to any class of creditors	0	0	0	0	0	0	0	0	
3	Secured financial creditors (other than financial creditors belonging to any class of creditors)	1	19,79,27,906	1	19,79,27,906	0	0	0	0	
4	Unsecured financial creditors (other than financial creditors belonging to any class of creditors)	0	0	0	0	0	0	0	0	
5	Operational creditors (Workmen)	16	3,72,992	16	3,72,992	0	0	0	0	
6	Operational creditors (Employees)	15	11,90,451	15	11,90,451	0	0	0	0	
7	Operational creditors (Government Dues)	5	8,71,04,428	5	8,71,04,428	0	0	0	0	
8	Operational creditors (other than Workmen and Employees and Government Dues)	69	48,17,66,387	68	11,31,35,703	0	36,86,30,684	0	0	
9	Other creditors, if any, (other than financial creditors and operational creditors)	2	3,05,00,000	2	3,05,00,000	0	0	0	0	
Total		108	79,88,62,164	107	43,02,31,480		36,86,30,684			

AS

(Anil S. Vaidya)

Liquidator, Trans-Fab Power India Private Ltd.

Registration No.: IBBI/IPA-002/IP-N00067/2016-2017/10145


AFA Valid up to 4-11-2023

Annexure – 3

Name of the corporate debtor: TransFab Power India Private Ltd.; Date of commencement of liquidation: 4-7-2023.; List of creditors as on: 4-7-2023

List of secured financial creditors (other than financial creditors belonging to any class of creditors) (Amount in ₹)

Sl. No.	Name of creditor	Details of claim received		Details of claim admitted						Amount of contingent claim	Amount of any mutual dues, that may be set-off	Amount of claim not admitted	Amount of claim under verification	Remarks, if any
		Date of receipt	Amount claimed	Amount of claim admitted	Nature of claim	Amount covered by security interest	Amount covered by guarantee	Whether related party?	% voting share in CoC					
1	Bank of India		19,79,27,906	19,79,27,906	Secured	19,79,27,906	Nil	No		0	0	0	0	
	TOTAL		19,79,27,906	19,79,27,906	Secured	19,79,27,906	Nil	No	46.00%	0	0	0	0	


(Anil S. Vaidya)
Liquidator
Trans-Fab Power India Private Ltd.
Registration No.: IBBI/IPA-002/IP-N00067/2016-2017/10145
AFA Valid up to 4-11-2023

Annexure – 4

Name of the corporate debtor: TransFab Power India Private Ltd.; Date of commencement of liquidation: 4-7-2023.; List of creditors as on: 4-7-2023

List of unsecured financial creditors (other than financial creditors belonging to any class of creditors) (Amount in ₹)

Not Applicable

Sl. No.	Name of creditor	Details of claim received		Details of claim admitted					Amount of contingent claim	Amount of any mutual dues, that may be set-off	Amount of claim not admitted	Amount of claim under verification	Remarks, if any
		Date of receipt	Amount claimed	Amount of claim admitted	Nature of claim	Amount covered by guarantee	Whether related party?	% of voting share in CoC					

(Anil S. Vaidya)

Liquidator

Trans-Fab Power India Private Ltd.

Registration No.: IBBI/IPA-002/IP-N00067/2016-2017/10145

AFA Valid up to 4-11-2023

Annexure – 5

Name of the corporate debtor: TransFab Power India Private Ltd.; Date of commencement of liquidation: 4-7-2023.; List of creditors as on: 4-7-2023

List of Operational creditors (Workmen) (Amount in ₹)

Sl. No.	Name of creditor	Details of claim received		Details of claim admitted					Amount of contingent claim	Amount of any mutual dues, that may be set-off	Amount of claim not admitted	Amount of claim under verification	Remarks, if any
		Date of receipt	Amount claimed	Amount of claim admitted	Nature of claim	Amount covered by guarantee	Whether related party?	% of voting share in CoC					
1	Bharatsingh Gorelal Kushwaha		25,573	25,573	Unsecured	0	No		0	0	0	0	
2	Ganpat Rajaram Desai		41,446	41,446	Unsecured	0	No		0	0	0	0	
3	Dinkar Sitaram Patil		43,690	43,690	Unsecured	0	No		0	0	0	0	
4	Anil Gopal Rakshe		38,133	38,133	Unsecured	0	No		0	0	0	0	
5	Machindra Ganpat Aadsure		37,094	37,094	Unsecured	0	No		0	0	0	0	
6	Nathrao Gangadhar Ghatul		23,701	23,701	Unsecured	0	No		0	0	0	0	
7	Vikas Ashruba Shinde		36,713	36,713	Unsecured	0	No		0	0	0	0	
8	Bebibai Dattaraon Survase		16	16	Unsecured	0	No		0	0	0	0	
9	Suvarna Prabhakar Pawar		3,875	3,875	Unsecured	0	No		0	0	0	0	
					Unsecured	0	No		0	0	0	0	

10	Pralhad Ambadas Jadhav		29,154	29,154	Unsecured	0	No		0	0	0	0	
11	Amit Dinesh Kumar Ray		13,861	13,861	Unsecured	0	No		0	0	0	0	
12	Kashinath Namdev Patil		35,000	35,000	Unsecured	0	No		0	0	0	0	
13	Tushiram Rameshwar Jogdand		14,400	14,400	Unsecured	0	No		0	0	0	0	
14	Rajesh Mehare		16,700	16,700	Unsecured	0	No		0	0	0	0	
15	Yuvraj Ghogare		6,356	6,356	Unsecured	0	No		0	0	0	0	
16	Rajkumari Ashok Yadav		7,280	7,280	Unsecured	0	No		0	0	0	0	
	TOTAL		3,72,992	3,72,992	Unsecured	0	No	0.09%	0	0	0	0	

AS

(Anil S. Vaidya)

Liquidator

Trans-Fab Power India Private Ltd.

Registration No.: IBBI/IPA-002/IP-N00067/2016-2017/10145

AFA Valid up to 4-11-2023

Annexure – 6

Name of the corporate debtor: TransFab Power India Private Ltd.; Date of commencement of liquidation: 4-7-2023.; List of creditors as on: 4-7-2023

List of Operational creditors (Employees) (Amount in ₹)

Sl. No.	Name of creditor	Details of claim received		Details of claim admitted				Amount of contingent claim	Amount of any mutual dues, that may be set-off	Amount of claim not admitted	Amount of claim under verification	Remarks, if any
		Date of receipt	Amount claimed	Amount of claim admitted	Nature of claim	Amount covered by guarantee	Whether related party?					
1	Ashok Moundekar		1,79,200	1,79,200	Unsecured	0	No	0	0	0	0	
2	Sharad Bharad		22,441	22,441	Unsecured	0	No	0	0	0	0	
3	Sunil Shinde		79,000	79,000	Unsecured	0	No	0	0	0	0	
4	Dagadu Shamrao Sawant		85,594	85,594	Unsecured	0	No	0	0	0	0	
5	Kishor Sahebrao Kakade		40,016	40,016	Unsecured	0	No	0	0	0	0	
6	Santosh Bhagaji Karande		23,142	23,142	Unsecured	0	No	0	0	0	0	
7	Shankar Shriram Patil		90,740	90,740	Unsecured	0	No	0	0	0	0	
8	Shashikant Sudam Gadekar		51,891	51,891	Unsecured	0	No	0	0	0	0	
9	Vinayak Chandrakant Patil		20,109	20,109	Unsecured	0	No	0	0	0	0	
10	Yuvraj Ramkrishna Ambad		68,225	68,225	Unsecured	0	No	0	0	0	0	
11	Parag Chandrakant Parate		1,58,250	1,58,250	Unsecured	0	No	0	0	0	0	
12	Shivkumar Baburao Karlekar		2,09,200	2,09,200	Unsecured	0	No	0	0	0	0	
13	Sharadchandra P. Raje		1,53,500	1,53,500	Unsecured	0	No	0	0	0	0	

14	Sunil Purshottam Shiledar		7,825	7,825	Unsecured	0	No		0	0	0	0	
15	Pappu Machchindra Borade		1,318	1,318	Unsecured	0	No		0	0	0	0	
	TOTAL		11,90,451	11,90,451	Unsecured	0	No	0.28%	0	0	0	0	

AS

(Anil S. Vaidya)

Liquidator

Trans-Fab Power India Private Ltd.

Registration No.: IBBI/IPA-002/IP-N00067/2016-2017/10145

AFA Valid up to 4-11-2023

Annexure – 7

Name of the corporate debtor: TransFab Power India Private Ltd.; Date of commencement of liquidation: 4-7-2023.;

List of creditors as on: 4-7-2023

Operational creditors (Government Dues) (Amount in ₹)

Sl. No.	Name of creditor	Details of claim received		Details of claim admitted					Amount of contingent claim	Amount of any mutual dues, that may be set-off	Amount of claim not admitted	Amount of claim under verification	Remarks, if any
		Date of receipt	Amount claimed	Amount of claim admitted	Nature of claim	Amount covered by guarantee	Whether related party?	% of voting share in CoC					
1	Deptt. of G.S.T.		7,43,41,176	7,43,41,176	Unsecured	0	No		0	0	0	0	
2	Deptt. of State Tax PUN VAT E - 616		20,15,579	20,15,579	Unsecured	0	No		0	0	0	0	
3	Income Tax TDS - 3		22,03,637	22,03,637	Unsecured	0	No		0	0	0	0	
4	Income Tax Circle 7		76,46,404	76,46,404	Unsecured	0	No		0	0	0	0	
5	Employees Provident Fund Organization		8,97,632	8,97,632	Unsecured	0	No		0	0	0	0	
	TOTAL		8,71,04,428	8,71,04,428	Unsecured	0	No	20.24%	0	0	0	0	


(Anil S. Vaidya)

Liquidator

Trans-Fab Power India Private Ltd.

Registration No.: IBBI/IPA-002/IP-N00067/2016-2017/10145

AFA Valid up to 4-11-2023

Annexure – 8

Name of the corporate debtor: TransFab Power India Private Ltd.; Date of commencement of liquidation: 4-7-2023.; List of creditors as on: 4-7-2023

List of operational creditors (Other than Workmen and Employees and Government Dues)

Sl. No.	Name of creditor	Details of claim received		Details of claim admitted						Amount of contingent claim	Amount of any mutual dues, that may be set-off	Amount of claim not admitted	Amount of claim under verification	Remarks, if any
		Date of receipt	Amount claimed	Amount of claim admitted	Nature of claim	Amount covered by security interest	Amount covered by guarantee	Whether related party?	% of voting share in CoC					
1	ADITYA TRANSPORT		14,200	14,200	Unsecured	Nil	Nil	No		0	0	0	0	
2	AESTHETIC STAMPINGS & LAMINATIONS LIMITED		9,27,247	9,27,212	Unsecured	Nil	Nil	No		0	0	0	0	
3	Always Load Selectors		1,80,540	1,53,881	Unsecured	Nil	Nil	No		0	0	26,659	0	
4	AMBA CONDUCTORS		18,95,400	9,03,222	Unsecured	Nil	Nil	No		0	0	9,92,178	0	
5	AMIT ENTERPRISES		13,931	13,931	Unsecured	Nil	Nil	No		0	0	0	0	
6	AMOD STAMPINGS PVT. LTD.		5,00,000	5,00,000	Unsecured	Nil	Nil	No		0	0	0	0	
7	ANNAPURNA WOVEN FABRICS		36,266	36,266	Unsecured	Nil	Nil	No		0	0	0	0	
8	APAR				Unsecured	Nil	Nil	No		0	0	13,13,991	0	

	INDUSTRIES LTD		29,99,060	16,85,069										
9	BEDMUTHA INDUSTRIES LIMITED		1,67,44,468	1,07,13,702	Unsecured	Nil	Nil	No		0	0	60.30,766	0	
10	BHARAT FORGINGS		91,904	74,116	Unsecured	Nil	Nil	No		0	0	17,788	0	
11	CHAITANYA ENTERPRISES		5,39,490	5,39,490	Unsecured	Nil	Nil	No		0	0	0	0	
12	CTR MANUFACTURING INDUSTRIES LTD.		13,58,122	13,05,754	Unsecured	Nil	Nil	No		0	0	52,368	0	
13	DESIRE ENGINEERING & SERVICES		6,03,403	6,03,403	Unsecured	Nil	Nil	No		0	0	0	0	
14	DISHA ENTERPRISES		1,05,627	1,01,917	Unsecured	Nil	Nil	No		0	0	3,710	0	
15	EVERGREEN METAL WORKS		1,00,000	1,00,000	Unsecured	Nil	Nil	No		0	0	0	0	
16	GEETA LOGISTICS		52,500	52,500	Unsecured	Nil	Nil	No		0	0	0	0	
17	GIRIRAJ TRANSPORT CORPORATION		9,88,812	9,88,812	Unsecured	Nil	Nil	No		0	0	0	0	
18	GOA PAINTS AND ALLIED PRODUCT PATTO PANAJI		76,700	76,700	Unsecured	Nil	Nil	No		0	0	0	0	
19	GP PETROLEUMS LTD.		29,38,246	19,30,496	Unsecured	Nil	Nil	No		0	0	10,07,750	0	

20	GRINDBECK		76,714	76,714	Unsecured	Nil	Nil	No		0	0	0	0	
21	HANSA FABRICATION		14,39,819	14,32,518	Unsecured	Nil	Nil	No		0	0	0	0	
22	INTECH POLYMERS		91,048	91,048	Unsecured	Nil	Nil	No		0	0	0	0	
23	JAY BEE LAMINATION PVT LTD		1,37,48,338	1,00,99,335	Unsecured	Nil	Nil	No		0	0	36,49,003	0	
24	M/S K COPPER PRODUCTS		28,53,27,924	2,02,02,544	Unsecured	Nil	Nil	No		0	0	26,51,25,380	0	
25	KANAK ELECTRONICS AND ENGINEERING		32,898	32,898	Unsecured	Nil	Nil	No		0	0	0	0	
26	M/S KIRAN INSULATED WIRE INDUSTRIES		5,20,84,929	28,65,778	Unsecured	Nil	Nil	No		0	0	4,92,28,151	0	
27	MAGNETIC METAL INDUSTRIES		44,14,191	18,21,647	Unsecured	Nil	Nil	No		0	0	25,92,544	0	
28	MALA METALS		2,58,479	2,58,479	Unsecured	Nil	Nil	No		0	0	0	0	
29	MILESTONE WORLDWIDE FREIGHT SOLUTIONS PVT. LTD.		41,300	35,400	Unsecured	Nil	Nil	No		0	0	5,900	0	

30	M R TRANS LOGISTICS		57,700	57,700	Unsecured	Nil	Nil	No		0	0	0	0	
31	NEERAJ WHEELS & CASTORS		13,865	0	Unsecured	Nil	Nil	No		0	0	13,865	0	
32	NEO PACK PLAST (INDIA) PVT. LTD		1,16,702	1,16,702	Unsecured	Nil	Nil	No		0	0	0	0	
33	ON LOAD GEAR		9,35,213	9,35,213	Unsecured	Nil	Nil	No		0	0	0	0	
34	O'SHN ELECTRICAL (INDIA) PVT. LTD.		8,59,899	6,01,802	Unsecured	Nil	Nil	No		0	0	2,58,097	0	
35	PALL INDUSTRIES		69,23,466	52,61,725	Unsecured	Nil	Nil	No		0	0	16,61,741	0	
36	PANAMA PETROCHEM LIMITED		11,48,669	4,49,757	Unsecured	Nil	Nil	No		0	0	6,98,912	0	
37	PIRANGUT METAL POINT		15,192	15,192	Unsecured	Nil	Nil	No		0	0	0	0	
38	PIYUSH INDUSTRIES		5,78,742	5,76,970	Unsecured	Nil	Nil	No		0	0	1,772	0	
39	PLUS POINT ELECTRO SYSTEM		69,681	59,052	Unsecured	Nil	Nil	No		0	0	10,629	0	
40	PRAMUKH ELECTRICALS		54,285	54,285	Unsecured	Nil	Nil	No		0	0	0	0	


41	PRECIMEASURE CONTROLS PVT LTD		46,962	16,190	Unsecured	Nil	Nil	No		0	0	30,052	0	
42	R S ENGINEER		2,21,157	2,21,157	Unsecured	Nil	Nil	No		0	0	0	0	
43	R S WIRE INDUSTRIES		6,69,74,563	3,22,16,939	Unsecured	Nil	Nil	No		0	0	3,47,57,624	0	
44	RABI INDUSTRIES		97,431	49,834	Unsecured	Nil	Nil	No		0	0	47,597	0	
45	Raj Petro specialities Pvt Ltd		82,43,585	82,43,585	Unsecured	Nil	Nil	No		0	0	0	0	
46	ROYAL WOLF		3,53,174	3,53,174	Unsecured	Nil	Nil	No		0	0	0	0	
47	S V INDUSTRIES		8,51,344	8,51,344	Unsecured	Nil	Nil	No		0	0	0	0	
48	SAANBOARD PVT LTD		5,81,062	5,60,662	Unsecured	Nil	Nil	No		0	0	20,400	0	
49	SAHYADREE ENTERPRISES		10,552	10,552	Unsecured	Nil	Nil	No		0	0	0	0	
50	SAM ASSOCIATES		16,992	7,358	Unsecured	Nil	Nil	No		0	0	9,634	0	
51	SANDEEP INFRA STEEL		5,33,488	4,79,243	Unsecured	Nil	Nil	No		0	0	54,245	0	
52	SHANKAR BRAZING WORKS		2,71,480	2,71,481	Unsecured	Nil	Nil	No		0	0	0	0	

53	SHARMA TRANSWAYS		26,800	26,800	Unsecured	Nil	Nil	No		0	0	0	0	
54	SHREE HARI ENTERPRISES		75,026	75,026	Unsecured	Nil	Nil	No		0	0	0	0	
55	SIDDHI ENTERPRISES		49,404	49,404	Unsecured	Nil	Nil	No		0	0	0	0	
56	SIDDHIVINAYAK ENGINEERS		8,79,547	8,25,779	Unsecured	Nil	Nil	No		0	0	53,768	0	
57	SKY POWER INDUSTRIES		98,634	98,634	Unsecured	Nil	Nil	No		0	0	0	0	
58	SORBITOL CHEM PVT LTD		5,664	5,664	Unsecured	Nil	Nil	No		0	0	0	0	
59	STAR ELECTRICAL COMPANY		17,393	13,477	Unsecured	Nil	Nil	No		0	0	3,946	0	
60	STAR TRADING COMPANY		52,981	52,981	Unsecured	Nil	Nil	No		0	0	0	0	
61	STARK FASTENERS PVT. LTD.		13,865	13,865	Unsecured	Nil	Nil	No		0	0	0	0	
62	SUNRISE ELECTRICALS		60,242	60,242	Unsecured	Nil	Nil	No		0	0	0	0	
63	TECH Z CORPORATION		12,922	12,922	Unsecured	Nil	Nil	No		0	0	0	0	
64	TRANSEL ENGINEERS		3,69,618	3,69,615	Unsecured	Nil	Nil	No		0	0	0	0	

65	UMANG BOARDS LIMITED		11,96,249	6,14,762	Unsecured	Nil	Nil	No		0	0	5,81,487	0	
66	Vedique Electricals		28,461	28,461	Unsecured	Nil	Nil	No		0	0	0	0	
67	VICTORY AUTO PARTS		3,19,072	3,19,072	Unsecured	Nil	Nil	No		0	0	0	0	
68	VIKAS RADIATORS PVT.LTD.		15,85,000	12,03,299	Unsecured	Nil	Nil	No		0	0	3,81,701	0	
69	Vulkan Technologies Pvt Ltd		3,18,750	3,18,750	Unsecured	Nil	Nil	No		0	0	0	0	
	TOTAL		48,17,66,387	11,31,35,703	Unsecured	Nil	Nil	No	26.30%	0	0	36,86,30,684	0	

*As per proviso to Regulation 30 of the Liquidation Process Regulations, the liquidator shall also verify the claims collated during the corporate insolvency resolution process (CIRP) but not submitted during the liquidation process, within thirty days from the last date for receipt of claims during liquidation process and may either admit or reject the claim in whole or in part.

Except the claims from serial number 1 to 3, all other claims have been verified based on the claims collated during the CIRP and the books of account of TPIPL as the claimants have not submitted their claims during the liquidation process.



(Anil S. Vaidya)

Liquidator

Trans-Fab Power India Private Ltd.

Registration No.: IBBI/IPA-002/IP-N00067/2016-2017/10145

AFA Valid up to 4-11-2023


Annexure – 9

Name of the corporate debtor: TransFab Power India Private Ltd.; Date of commencement of liquidation: 4-7-2023.;

List of creditors as on: 4-7-2023

Other stakeholders, if any (other than financial creditors and operational creditors) (Amount in ₹)

Sl. No.	Name of creditor	Details of claim received		Details of claim admitted					Amount of contingent claim	Amount of any mutual dues, that may be set-off	Amount of claim not admitted	Amount of claim under verification	Remarks, if any
		Date of receipt	Amount claimed	Amount of claim admitted	Nature of claim	Amount covered by guarantee	Whether related party?	% of voting share in CoC					
1	R. B. Shinde		2,80,00,000	2,80,00,000	Unsecured	0	Yes		0	0	0	0	Shareholder
2	Preeti Santosh Sawairam		25,00,000	25,00,000	Unsecured	0	No		0	0	0	0	Shareholder
	TOTAL		3,05,00,000	3,05,00,000	Unsecured	0		7.09%	0	0	0	0	



(Anil S. Vaidya)

Liquidator

Trans-Fab Power India Private Ltd.

Registration No.: IBBI/IPA-002/IP-N00067/2016-2017/10145